


Digital Storage Oscilloscopes

TDS1000B Series Data Sheet



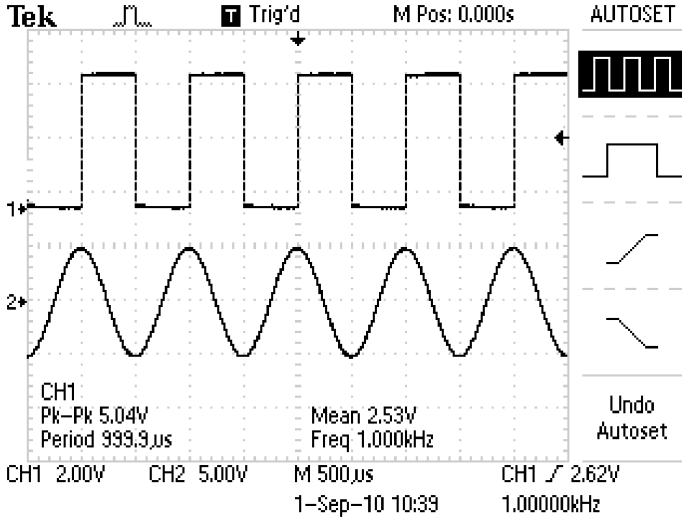
Applications

- Design and Debug
- Education and Training
- Manufacturing Test and Quality Control
- Service and Repair

*1 Limitations apply. For terms and conditions, visit www.tektronix.com/lifetime warranty.

Features & Benefits

- 40 MHz, 60 MHz, and 100 MHz Bandwidths
- Sample Rates up to 1 GS/s Real Time
- 2 Channels
- Monochrome LCD Display
- Removable Data Storage using the Front-panel USB Port
- Seamless PC Connectivity through the USB Device Port, with OpenChoice® and NI SignalExpress® PC Software
- Advanced Triggers including Pulse Width Trigger and Line-selectable Video Trigger
- FFT Standard on All Models
- 12 Automatic Measurements
- Multiple-language User Interface and Context-sensitive Help
- Direct Print to All PictBridge®-compatible Printers through the USB Device Port
- Lifetime Warranty*1



Quickly and easily capture waveforms.

TDS1000B Series Oscilloscopes

Instantly Productive. Incredibly Easy.

The TDS1000B Series digital storage oscilloscopes deliver an unbeatable combination of performance and ease of use, at a price you can afford.

Affordable Digital Precision

With up to 100 MHz bandwidth and 1 GS/s maximum sample rate, no other digital storage oscilloscope offers as much bandwidth and sample rate for the price. The TDS1000B Series oscilloscopes provide accurate real-time acquisition up to their full bandwidth, the same record length at all time base settings, advanced triggers to isolate signals of interest, and 12 standard automatic measurements on all models. Their Fast Fourier Transform (FFT) and waveform add, subtract, and multiply math functions allow you to analyze, characterize, and troubleshoot circuits.

Quick and Easy Waveform Capture

The simple user interface with classic analog-style controls makes these instruments easy to use, reducing learning time and increasing efficiency. Innovative features such as the Autoset Menu, Probe Check Wizard, and Context-sensitive Help Menu optimize instrument setup and operation.

Flexible Data Transfer

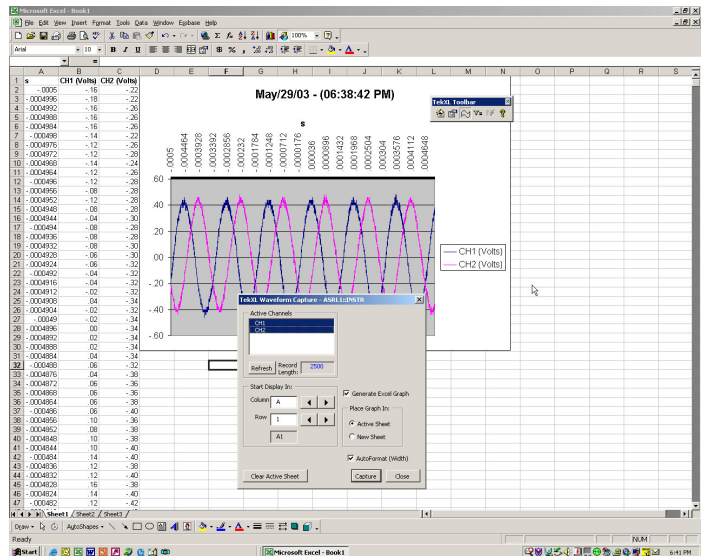
With USB host and device ports which enable removable data storage, seamless PC connectivity, and direct printing, no other digital storage oscilloscope offers as much flexibility and ease of data transfer for the price.

Simple Documentation and Analysis

Easily capture, save, and analyze measurement results with OpenChoice PC Communications Software. Simply pull screen images and waveform data into the stand-alone desktop application or directly into Microsoft Word and Excel. To complement OpenChoice, National Instruments



Conveniently use your USB flash drive to store screenshots and waveform data.



Easily capture, save, and analyze measurement results with OpenChoice PC Communications Software.

SignalExpress Tektronix Edition Software provides you with extended capabilities, including advanced analysis, remote oscilloscope control, and live waveform analysis. Alternatively, if you prefer not to use the PC, you can simply print your image directly to any PictBridge-compatible printer using the USB device port.

Performance You Can Count On

Depend on Tektronix to provide you with performance you can count on. In addition to industry-leading service and support, every TDS1000B Series oscilloscope comes backed with a Lifetime Warranty*1 as standard.

*1 Limitations apply. For terms and conditions, visit www.tektronix.com/lifetimewarranty.

Characteristics

TDS1000B Series Digital Storage Oscilloscopes

Characteristic	TDS1001B	TDS1002B	TDS1012B
Display (1/4 VGA LCD)	Mono		
Bandwidth* ²	40 MHz	60 MHz	100 MHz
Channels	2		
External Trigger Input	Included on all models		
Sample Rate on Each Channel	500 MS/s	1.0 GS/s	1.0 GS/s
Record Length	2.5K points at all time bases on all models		
Vertical Resolution	8 bits		
Vertical Sensitivity	2 mV to 5 V/div on all models with calibrated fine adjustment		
DC Vertical Accuracy	±3% on all models		
Vertical Zoom	Vertically expand or compress a live or stopped waveform		
Maximum Input Voltage	300 V _{RMS} CAT II; derated at 20 dB/decade above 100 kHz to 13 V _{p-p} AC at 3 MHz		
Position Range	2 mV to 200 mV/div +2 V; >200 mV to 5 V/div +50 V		
Bandwidth Limit	20 MHz for all models		
Input Coupling	AC, DC, GND on all models		
Input Impedance	1 MΩ in parallel with 20 pF		
Time Base Range	5 ns to 50 s/div		
Time Base Accuracy	50 ppm		
Horizontal Zoom	Horizontally expand or compress a live or stopped waveform		
I/O Interfaces			
USB Ports	USB host port on front panel supports USB flash drives USB device port on back of instrument supports connection to PC and all PictBridge-compatible printers		
GPIO	Optional		
Nonvolatile Storage			
Reference waveform display	(2) 2.5K point reference waveforms		
Waveform storage without USB flash drive	(2) 2.5K point		
Maximum USB flash drive size	64 GB		
Waveform storage with USB flash drive	96 or more reference waveforms per 8 MB		
Setups without USB flash drive	10 front-panel setups		
Setups with USB flash drive	4000 or more front-panel setups per 8 MB		
Screen images with USB flash drive	128 or more screen images per 8 MB (the number of images depends on file format selected)		
Save All with USB flash drive	12 or more Save All operations per 8 MB A single Save All operation creates 3 to 9 files (setup, image, plus one file for each displayed waveform)		

*² Bandwidth is 20 MHz at 2 mV/div, all models.

Acquisition Modes

Mode	Description
Peak Detect	High-frequency and random-glitch capture. Captures glitches as narrow as 12 ns (typical) at all time base settings from 5 μs/div to 50 s/div
Sample	Sample data only
Average	Waveform averaged, selectable: 4, 16, 64, 128
Single Sequence	Use the Single Sequence button to capture a single triggered acquisition sequence
Roll	At acquisition time base settings of >100 ms/div

Trigger System

Characteristic	Description
Trigger Modes	Auto, Normal, Single Sequence

Trigger Types

Trigger	Description
Edge (Rising/Falling)	Conventional level-driven trigger. Positive or negative slope on any channel. Coupling selections: AC, DC, Noise Reject, HF Reject, LF Reject
Video	Trigger on all lines or individual lines, odd/even or all fields from composite video, or broadcast standards (NTSC, PAL, SECAM)
Pulse Width (or Glitch)	Trigger on a pulse width less than, greater than, equal to, or not equal to, a selectable time limit ranging from 33 ns to 10 s

Trigger Source

CH1, CH2, Ext, Ext/5, AC Line.

Trigger View

Displays trigger signal while Trigger View button is depressed.

Trigger Signal Frequency Readout

Provides a frequency readout of the trigger source.

Cursors

Characteristic	Description
Types	Amplitude, Time
Measurements	ΔT, 1/ΔT, ΔV

Automatic Waveform Measurements

Period, Frequency, +Width, -Width, Rise Time, Fall Time, Max, Min, Peak-to-Peak, Mean, RMS, Cycle RMS.

Waveform Math

Characteristic	Description
Operators	Add, Subtract, Multiply, FFT
FFT	Windows: Hanning, Flat Top, Rectangular; 2048 sample points
Sources	CH1 - CH2, CH2 - CH1, CH1 + CH2, CH1 × CH2

Autoset Menu

Single-button, automatic setup of all channels for vertical, horizontal, and trigger systems, with undo Autoset.

Signal Type	Autoset Menu Choices
Square Wave	Single Cycle, Multicycle, Rising or Falling Edge
Sine Wave	Single Cycle, Multicycle, FFT Spectrum
Video (NTSC, PAL, SECAM)	Field: All, Odd, or Even Line: All or Selectable Line Number

Autorange

Automatically adjust vertical and/or horizontal oscilloscope settings when probe is moved from point to point, or when the signal exhibits large changes.

Display Characteristics

Characteristic	Description
Display	¼ VGA backlit passive LCD with adjustable multilevel contrast and inverse video selectable from front panel
Interpolation	Sin (x)/x
Display Types	Dots, vectors
Persistence	Off, 1 s, 2 s, 5 s, infinite
Format	YT and XY

Multiple-language User Interface and Context-sensitive Help

Characteristic	Description
Languages Available	English, French, German, Italian, Japanese, Korean, Portuguese, Russian* ³ , Simplified Chinese, Spanish, Traditional Chinese

*³ Requires Russian firmware, indicated by "RUS" suffix.

Environmental and Safety

Characteristic	Description
Temperature	
Operating	0 to +50 °C
Nonoperating	-40 to +71 °C
Humidity	
Operating and Nonoperating	Up to 80% RH at or below +40 °C
Operating and Nonoperating	Up to 45% RH up to +50 °C
Altitude	
Operating and Nonoperating	Up to 3,000 m
Electromagnetic Compatibility	Meets Directive 2004/108/EC, EN 61326-2-1 Class A; Australian EMC Framework
Safety	UL61010-1:2004, CSA22.2 No. 61010-1:2004, EN61010-1:2001, IEC61010-1:2001

Physical Characteristics

Instrument		
Dimensions	mm	in.
Width	326.3	12.85
Height	158.0	6.22
Depth	124.2	4.89
Weight		
	kg	lb.
Instrument Only	2.0	4.4
With accessories	2.2	4.9

Instrument Shipping

Package Dimensions		
	mm	in.
Width	476.2	18.75
Height	266.7	10.5
Depth	228.6	9.0
RM2000B Rackmount		
	mm	in.
Width	482.6	19.0
Height	177.8	7.0
Depth	108.0	4.25

Ordering Information

Models

Model	Description
TDS1001B	40 MHz, 2 Ch, 500 MS/s, Monochrome DSO
TDS1002B	60 MHz, 2 Ch, 1 GS/s, Monochrome DSO
TDS1012B	100 MHz, 2 Ch, 1 GS/s, Monochrome DSO

Standard Accessories

Accessory	Description
Passive Probes	200 MHz (one per channel)
Power Cord	(Please specify plug option)
NIM/NIST	Traceable Certificate of Calibration
Documentation	User manual (please specify preferred language option)
OpenChoice PC Communications Software	Enables fast and easy communication between a Windows PC and the TDS1000B Series using USB. Transfer and save settings, waveforms, measurements, and screen images
National Instruments SignalExpress Tektronix Edition Interactive Measurement Software – Base Version	A fully interactive measurement software environment optimized for the TDS1000B Series. Enables you to instantly acquire, generate, analyze, compare, import, and save measurement data and signals using intuitive drag-and-drop user interface that does not require any programming. Standard TDS1000B Series support for acquiring, controlling, viewing, and exporting your live signal. A 30-day trial period of the Professional Version provides additional signal processing, advance analysis, mixed signal, sweeping, limit testing, and user-defined step capabilities. Order SIGEXPTE for permanent Professional Version capability
Limited Lifetime Warranty* ⁴	Covers labor and parts for defects in materials and workmanship for a minimum of 10 years, excluding probes and accessories* ⁵

*⁴ Lifetime is defined as 5 years after Tektronix discontinues manufacturing the product, but the warranty length shall be at least 10 years from date of original purchase. Lifetime warranty is nontransferable, proof of original purchase is required. Limitations apply. For terms and conditions visit www.tektronix.com/lifetimewarranty.

*⁵ Probes and accessories are not covered by the oscilloscope warranty and service offerings. Refer to the data sheet of each probe and accessory model for its unique warranty and calibration terms.

Power Plug Options

Option	Description
A0	North America power
A1	Universal Euro power
A2	United Kingdom power
A3	Australia power
A5	Switzerland power
A6	Japan power
A10	China power
A11	India power
A99	No power cord or AC adapter

User Manual Options

Translated front-panel overlays included with their respective user manuals.


Option	Description
L0	English manual
L1	French manual
L2	Italian manual
L3	German manual
L4	Spanish manual
L5	Japanese manual
L6	Portuguese manual
L7	Simple Chinese manual
L8	Standard Chinese manual
L9	Korean manual
L10	Russian manual

Recommended Accessories

Accessory	Description
TEK-USB-488	GPIB-to-USB Converter
SIGEXPTE	National Instruments SignalExpress Tektronix Edition Interactive Measurement Software – Professional Version
AC2100	Soft Carrying Case for instrument
HCTEK4321	Hard Plastic Carrying Case for instrument (requires AC2100)
RM2000B	Rackmount Kit
071-1075-xx	Programmer's Manual – English Only
071-1828-xx	Service Manual – English Only
174-4401-xx	USB Host-to-Device Cable, 3 ft. long

Recommended Probes

Probe	Description
P2220	10X to 1X Switchable Passive probe (200 MHz when 10X is selected)
P6101B	1X Passive probe (15 MHz, 300 V _{RMS} CAT II rating)
P6015A	1000X High-voltage Passive probe (75 MHz)
P5100	100X High-voltage Passive probe (250 MHz)
P5200	High-voltage Active Differential probe (25 MHz)
P6021	15 A, 60 MHz AC Current probe
P6022	6 A, 120 MHz AC Current probe
A621	2000 A, 5 to 50 kHz AC Current probe
A622	100 A, 100 kHz AC/DC Current probe/BNC
TCP303/TCPA300	150 A, 15 MHz AC/DC Current probe/amplifier
TCP305/TCPA300	50 A, 50 MHz AC/DC Current probe/amplifier
TCP312/TCPA300	30 A, 100 MHz AC/DC Current probe/amplifier
TCP404XL/TCPA400	500 A, 2 MHz AC/DC Current probe/amplifier



Service Options*5

Option	Description
C3	Calibration Service 3 Years
C5	Calibration Service 5 Years
D1	Calibration Data Report
D3	Calibration Data Report 3 Years (with Option C3)
D5	Calibration Data Report 5 Years (with Option C5)
CA1	Provides a single calibration event or coverage for the designated calibration interval, whichever comes first

*5 Probes and accessories are not covered by the oscilloscope warranty and service offerings. Refer to the data sheet of each probe and accessory model for its unique warranty and calibration terms.

Service Offerings (Available after purchase)

Option	Description
TDSxxxB-CA1	Provides a single calibration event or coverage for the designated calibration interval, whichever comes first

The Complete Measurement Solution

The AFG3000 Series arbitrary function generator pairs with the TDS1000B Series digital storage oscilloscopes to deliver the two elements of a complete measurement solution – stimulus and acquisition. This instrument combines the capabilities of a function generator with the power of an arbitrary waveform generator, offering the performance needed to accurately verify, validate, and characterize designs with ease and confidence at a price you can afford.

The Tektronix Customer Service Advantage

You can trust Tektronix to offer unequalled engineering expertise and a customer-centric approach to ensure the optimal performance of your Tektronix products and maximize the lifetime value of your Tektronix investment. With service from Tektronix you get:

- Access to the source of product knowledge; unsurpassed technical expertise
- Your challenges solved by front-line technical experts, design engineering reinforcement, and online support tools
- Comprehensive and thorough support provided worldwide, including software and firmware updates, data reports, and adjustments
- Efficiency and convenience; no-hassle service from initial service call to turnaround and delivery
- Flexible repair and calibration service with access to the best on-call technical troubleshooting staff in the industry, with over 20 years of training per support engineer
- Customer-centric approach dedicated to serving your needs everyday with services designed to optimize your product performance, increase productivity and ROI by delivering a fixed cost of ownership, and efficient management of service

Get checked by Tektronix. Visit www.tektronix.com/serviceandsupport.



Product(s) are manufactured in ISO registered facilities.



Product(s) complies with IEEE Standard 488.1-1987, RS-232-C, and with Tektronix Standard Codes and Formats.

Contact Tektronix:

ASEAN / Australasia (65) 6356 3900
Austria 00800 2255 4835*
Balkans, Israel, South Africa and other ISE Countries +41 52 675 3777
Belgium 00800 2255 4835*
Brazil +55 (11) 3759 7600
Canada 1 800 833 9200
Central East Europe, Ukraine, and the Baltics +41 52 675 3777
Central Europe & Greece +41 52 675 3777
Denmark +45 80 88 1401
Finland +41 52 675 3777
France 00800 2255 4835*
Germany 00800 2255 4835*
Hong Kong 400 820 5835
India 000 800 650 1835
Italy 00800 2255 4835*
Japan 81 (3) 6714 3010
Luxembourg +41 52 675 3777
Mexico, Central/South America & Caribbean (52) 56 04 50 90
Middle East, Asia, and North Africa +41 52 675 3777
The Netherlands 00800 2255 4835*
Norway 800 16098
People's Republic of China 400 820 5835
Poland +41 52 675 3777
Portugal 80 08 12370
Republic of Korea 001 800 8255 2835
Russia & CIS +7 (495) 7484900
South Africa +41 52 675 3777
Spain 00800 2255 4835*
Sweden 00800 2255 4835*
Switzerland 00800 2255 4835*
Taiwan 886 (2) 2722 9622
United Kingdom & Ireland 00800 2255 4835*
USA 1 800 833 9200

* European toll-free number. If not accessible, call: +41 52 675 3777

Updated 25 May 2010

For Further Information. Tektronix maintains a comprehensive, constantly expanding collection of application notes, technical briefs and other resources to help engineers working on the cutting edge of technology. Please visit www.tektronix.com



Copyright © Tektronix, Inc. All rights reserved. Tektronix products are covered by U.S. and foreign patents, issued and pending. Information in this publication supersedes that in all previously published material. Specification and price change privileges reserved. TEKTRONIX and TEK are registered trademarks of Tektronix, Inc. All other trade names referenced are the service marks, trademarks, or registered trademarks of their respective companies.

20 Sep 2010

3GW-25644-0

www.tektronix.com



Paseo Imperial, 6 - 28005 Madrid
Tel.: 91 3654405 - Fax: 91 3654404
Email: afc@afc-ingenieros.com
Web: www.afc-ingenieros.com